

PLEASE CHECK WWW.MOLEX.COM FOR LATEST PART INFORMATION

Part Number: [0015474220](#)
Status: **Active**
Overview: [cgrid_sl_products](#)
Description: 2.54mm (.100") C-Grid SL™ Single Row, Female, Version A Receptacle, 22 Circuits

Documents:

[3D Model](#) [Product Specification PS-70430 \(PDF\)](#)
[Drawing \(PDF\)](#) [RoHS Certificate of Compliance \(PDF\)](#)

Agency Certification

CSA LR19880
 UL E29179

General

Product Family [FFC/FPC Connectors](#)
 Series [70430](#)
 Overview [cgrid_sl_products](#)
 Product Name [SL™](#)

Physical

Circuits (Loaded) 22
 Contact Position N/A
 Durability (mating cycles max) 50
 Entry Angle Vertical
 Flammability 94V-0
 Number of Rows 1
 Orientation Vertical
 PC Tail Length (in) 0.130 In
 PC Tail Length (mm) 3.30 mm
 PCB Retention None
 PCB Thickness Recommended (in) 0.062 In, 0.093 In
 PCB Thickness Recommended (mm) 1.60 mm, 2.40 mm
 Packaging Type Tube
 Pitch - Mating Interface (in) 0.100 In
 Pitch - Mating Interface (mm) 2.54 mm
 Polarized to PCB No
 Stackable Yes
 Temperature Range - Operating -40°C to +105°C
 Termination Interface: Style IDT or Pierce
 Wire/Cable Type FFC/FPC

Electrical

Current - Maximum per Contact 1A, 2A
 Voltage - Maximum 250V

Material Info

Old Part Number 70430-0196

Reference - Drawing Numbers

Product Specification PS-70430
 Sales Drawing SDA-70430-0176-0199

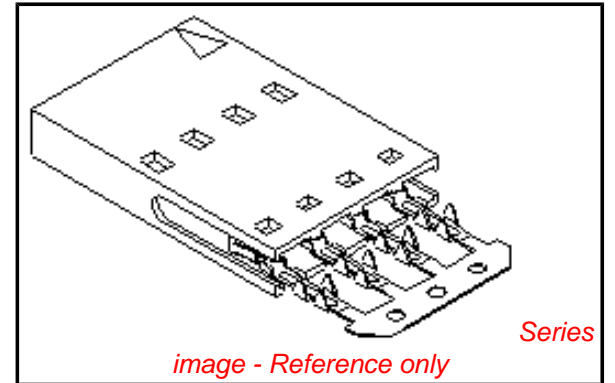


image - Reference only

EU RoHS

**ELV and RoHS
 Compliant**
**REACH SVHC
 Not Reviewed**
**Halogen-Free
 Status**

China RoHS



**Need more information on product
 environmental compliance?**

Email productcompliance@molex.com
 For a multiple part number RoHS Certificate of
 Compliance, [click here](#)

Please visit the [Contact Us](#) section for any
 non-product compliance questions.

Search Parts in this Series

70430Series

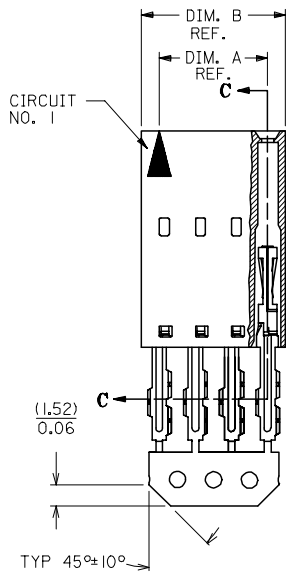
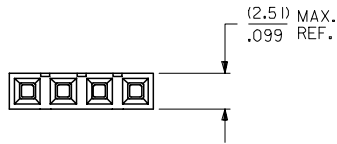
Mates With

2.54mm (.100") pitch, single or dual
 row,breakaway headers

"A" - OPTION

NOTES:

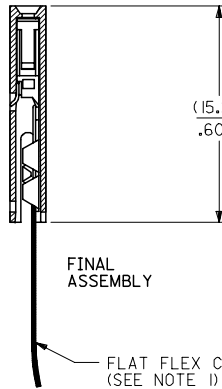
- 1) PRE LOADED ASSEMBLY TO BE USED WITH (0.30)/.012 MAX. THICK FLAT FLEX CABLE WITH (1.57)/.062 WIDE COPPER CONDUCTORS ON (2.54)/.100 CENTERS OR, (0.13)/.005 - (0.28)/.011 THICK MYLAR WITH (1.02)/.040 - (1.65)/.065 WIDE SILVER INK CONDUCTORS ON (2.54)/.100 CENTERS.
- 2) STANDARD PACKING PER PK70873-0001 SHALL BE USED.
- 3) SEE CHART FOR CIRCUIT SIZES, 'A' AND 'B' DIMENSIONS.
- 4) TWO (2) CIRCUIT ASSEMBLIES SUPPLIED AS GROUPED PAIRS.
- 5) PART MATES WITH (0.64)/.025 SQ. PINS, (8.13)/.320 TO (5.08)/.200 LONG ON (2.54)/.100 CENTERS.
- 6) REFER TO SDA-70430-**** (SHEET 3) FOR MINOR VARIATIONS TO 'G' OPTION HOUSINGS.
- 7) PARTS CONFORM TO CLASS B OF COSMETIC SPECIFICATION PS-45499-002.



SECTION C-C



PRE-LOAD ASSEMBLY



FINAL ASSEMBLY
FLAT FLEX CABLE (F.F.C.)
(SEE NOTE 1)

HOUSING MATERIAL: GLASS FILLED POLYESTER, UL 94V-0.
 TERMINAL MATERIAL: PHOSPHOR BRONZE.
 PLATING: 15 GOLD - .000015 MINIMUM GOLD PLATE IN SELECT AREA,
 .000075 MINIMUM TIN PLATE IN SELECT AREA,
 .000050 MINIMUM NICKEL PLATE OVERALL.

| CONTACT PLATING | COLOR CODE |
|-----------------|------------|
| TIN | NONE |
| 15 GOLD | YELLOW |
| 30 GOLD | RED |

| CKT. SIZE | EDP. NO. | ENG. NO. | A | B |
|-----------|-------------|------------|------------------|------------------|
| 2 | 015-47-4020 | 70430-0176 | (2.54) .100 | (5.05) .199 |
| 3 | 015-47-4030 | 70430-0177 | (5.08) .200 | (7.59) .299 |
| 4 | 015-47-4040 | 70430-0178 | (7.62) .300 | (10.13) .399 |
| 5 | 015-47-4050 | 70430-0179 | (10.16) .400 | (12.67) .499 |
| 6 | 015-47-4060 | 70430-0180 | (12.70) .500 | (15.21) .599 |
| 7 | 015-47-4070 | 70430-0181 | (15.24) .600 | (17.75) .699 |
| 8 | 015-47-4080 | 70430-0182 | (17.78) .700 | (20.29) .799 |
| 9 | 015-47-4090 | 70430-0183 | (20.32) .800 | (22.83) .899 |
| 10 | 015-47-4100 | 70430-0184 | (22.86) .900 | (25.37) .999 |
| 11 | 015-47-4110 | 70430-0185 | (25.40) 1.000 | (27.91) 1.099 |
| 12 | 015-47-4120 | 70430-0186 | (27.94) 1.100 | (30.45) 1.199 |
| 13 | 015-47-4130 | 70430-0187 | (30.48) 1.200 | (32.99) 1.299 |
| 14 | 015-47-4140 | 70430-0188 | (33.02) 1.300 | (35.53) 1.399 |
| 15 | 015-47-4150 | 70430-0189 | (35.56) 1.400 | (38.07) 1.499 |
| 16 | 015-47-4160 | 70430-0190 | (38.10) 1.500 | (40.61) 1.599 |
| 17 | 015-47-4170 | 70430-0191 | (40.64) 1.600 | (43.15) 1.699 |
| 18 | 015-47-4180 | 70430-0192 | (43.18) 1.700 | (45.69) 1.799 |
| 19 | 015-47-4190 | 70430-0193 | (45.72) 1.800 | (48.23) 1.899 |
| 20 | 015-47-4200 | 70430-0194 | (48.26) 1.900 | (50.77) 1.999 |
| 21 | 015-47-4210 | 70430-0195 | (50.80) 2.000 | (53.31) 2.099 |
| 22 | 015-47-4220 | 70430-0196 | (53.34) 2.100 | (55.85) 2.199 |
| 23 | 015-47-4230 | 70430-0197 | (55.88) 2.200 | (58.39) 2.299 |
| 24 | 015-47-4240 | 70430-0198 | (58.42) 2.300 | (60.93) 2.399 |
| 25 | 015-47-4250 | 70430-0199 | (60.96) 2.400 | (63.47) 2.499 |

| | | | | | | | | | |
|---|-------------------------------|---|--|------------------------------------|--|---|----------------------|-------------------------------------|--|
| ADD TOLERANCE FC NO: UCP2007-2849 DRAWN: JORGAN 2007/05/18 CHKD: MS BARRA 2007/05/21 APPR: SMILLER 2007/05/21 | QUALITY SYMBOLS ▽=0 ▽=0 | GENERAL TOLERANCES (UNLESS SPECIFIED) | | DIMENSION STYLE MM/IN | | SCALE 4:1 | DESIGN UNITS INCH | THIRD ANGLE PROJECTION | |
| | | 4 PLACES ± --- ± --- 3 PLACES ± --- ± .010 2 PLACES ± 0.25 ± .015 1 PLACE ± 0.38 ± --- | | DRAWN BY DATE RAS 1986/07/21 | | TITLE ASSEMBLY, CONNECTOR FFC FEMALE SINGLE ROW (2.54)/.100 GRID | | | |
| | | ANGULAR ±1/2° | | CHECKED BY DATE MJM 1986/07/21 | | MOLEX INCORPORATED | | | |
| | | DRAFT WHERE APPLICABLE MUST REMAIN WITHIN DIMENSIONS | | APPROVED BY DATE WAZ 1986/07/21 | | MATERIAL NO. SEE TABLE | | DOCUMENT NO. SDA-70430-0176-0199 | |